

BaanERP

Database Administrator

Module Description

FRP-IIP007A-MD-9810-1

The Baan logo consists of the word "Baan" in a stylized, italicized serif font, with the letter "N" in a bold, upright serif font. A square graphic with a textured, greyish pattern is positioned behind the "aa" portion of the word.

Baan

If this notice does not appear in teal, this is not an authorized document. Please e-mail Baan at vmuthukr@baan.com



Table of contents

1.	The Database Administrator (DBA) module in BaanERP	1-1
1.1	The DBA concept as applied in BaanERP	1-1
1.2	DBA's functional procedures	1-1
1.3	The modules that are related to DBA	1-2
2.	The DBA procedure	2-1
2.1	The recommended DBA procedure	2-1
2.2	The DBA maintenance procedure	2-3
2.3	Other information related to the DBA maintenance procedure	2-4
2.4	Other sessions in DBA	2-5

If this notice does not appear in teal, this is not an authorized document. Please e-mail Baan at vmuthukr@baan.com

Document Information

Document

Document code : UP007A US
Document group : User Documentation
Document title : Database Administrator
Edition : A
Date : May 1998

© Copyright 1998 Baan Development B.V. All rights reserved

The information in this document is subject to change without notice. No part of this document may be reproduced, stored or transmitted in any form or by any means, electronic or mechanical, for any purpose, without the express written permission of Baan Development B.V.
Baan Development B.V. assumes no liability for any damages incurred, directly or indirectly, from any errors, omissions or discrepancies between the software and the information contained in this document.

If this notice does not appear in teal, this is not an authorized document. Please e-mail Baan at vmuthukr@baan.com



Database Administrator

If this notice does not appear in teal, this is not an authorized document. Please e-mail Baan at vmuthukr@baan.com



About this document

Read this document to get an overview of the Database Administrator module's functionality and to learn more about the functional procedures that are related to DBA.

You need no detailed knowledge of the BaanERP software to read this document. However, you are more likely to understand the contents if you are familiar with:

- The overall structure of packages, modules, and sessions within the BaanERP software
- The general business procedures used in everyday business practice

For detailed descriptions of the module's sessions, refer to BaanERP's comprehensive online Help.

To use this document

Read Chapter 1, The Database Administrator (DBA) module in BaanERP, if you want to know more about:

- The module's functionality
- The relationship of the module with other modules

Read Chapter 2, The DBA procedure, if you want to know more about:

- The sessions in the procedure
- The results of the procedure
- The sessions that are related to the procedure
- The optional procedures that are related to the procedure

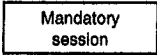

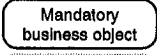
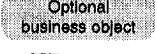



Acronyms used in this document

DBA	Database Administrator
RDBMS	Relational Database Management System
AMS	Authorization Management System

Definitions used in this document

BAAN user	A user who has access to BaanERP.
Database user	A BAAN user who is authorized to access a database. The configuration information for the database user contains all necessary settings to log on to a database. These settings are automatically loaded when the BAAN user logs on.
Database group	A group of database users with the same authorizations and rights. The database user that is part of a database group will automatically have the group's authorizations and rights.
RDBMS	A relational database or database management system that stores information in tables and conducts searches by using data in specified columns of one table to find additional data in another table. The rows of a table represent records, which are collections of information about separate items, and the columns represent fields, which are particular attributes of a record. When conducting searches, a relational database matches information from a field in one table with information from the corresponding field of another table. The database management system then creates a third table that combines the requested data from both tables.

Legend

	Indicates a mandatory session
	Indicates an optional session
	Indicates a mandatory business object
	Indicates an optional business object
	Indicates a package
	Indicates a module
	Indicates a module that is described in the module procedure

1. The Database Administrator (DBA) module in BaanERP

This chapter provides information about:

- The DBA concept as applied in BaanERP
- DBA's functional procedures
- The modules related to DBA

1.1

The DBA concept as applied in BaanERP

A BAAN user must be able to use information from a database. Before the BAAN user can access a database, the BAAN user must be made a database user with the proper authorizations and rights. BaanERP supports several relational databases for which the BAAN user can be authorized. The system administrator or database administrator can use DBA to authorize BAAN users for selected relational databases.

Figure 1 shows how the module is positioned in BaanERP.

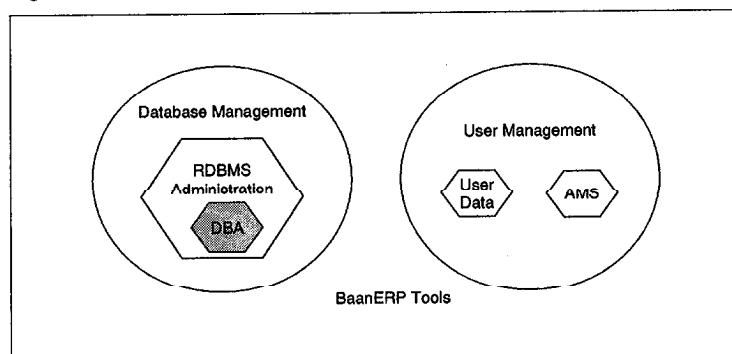


Figure 1. The DBA module in BaanERP with related modules

The DBA module is part of the Relational Database Management System (RDBMS) business object in the Database Management module of BaanERP Tools.

1.2

DBA's functional procedures

The DBA contains two procedures that can be used to authorize BAAN users to use the data in the relational databases:

- 1 The recommended DBA procedure
- 2 The DBA maintenance procedure

If this notice does not appear in teal, this is not an authorized document. Please e-mail Baan at vinuthukr@baan.com

1.3

The modules that are related to DBA

The DBA module is related to the User Management module. Both are part of BaanERP Tools.

You can use the User Management module to create the BAAN user. The Authorization Management System (AMS), which is part of the User Management module, is used to limit the authorizations of the user depending on the role of the user in an organization.

Refer to the User Management module description (UP008A US) for more information on the AMS module.

2. The DBA procedure

This chapter describes the DBA procedures, which you can use to create a link between the BAAN user and the database user.

The procedure's results

As a result of the DBA procedure, the BAAN user will have access to selected relational databases, and will have read or write permissions.

Note

You can limit the BAAN users database permissions to what is necessary for the role of the BAAN user in an organization with the AMS module. For example, it is possible to limit the database permissions to selected tables or fields in the database.

Prerequisites

To complete the DBA procedure successfully, the following data must already have been defined:

- The BAAN user
- The database group

If the BAAN user does not exist, you can create the BAAN user with the User Data (ttaad2500m000) session. You can find this session in the General User data business object of the User Management module in BaanERP Tools.

The database group is normally created during the installation of BaanERP. If the database group is not created successfully, you must refer to the DBA maintenance procedure.

2.1

The recommended DBA procedure

This procedure shows the best and fastest method to give a BAAN user database permissions, by creating a link between the BAAN user and the database user. If you want to change some of the default parameters you can use the DBA maintenance procedure as described in the following chapter.

You can also use this procedure if you want to convert BAAN users that are defined in the User Data session to database users in several databases. For example, in ORACLE and Informix, or if you want to use additional databases.

Figure 2 shows the steps in the recommended DBA procedure.

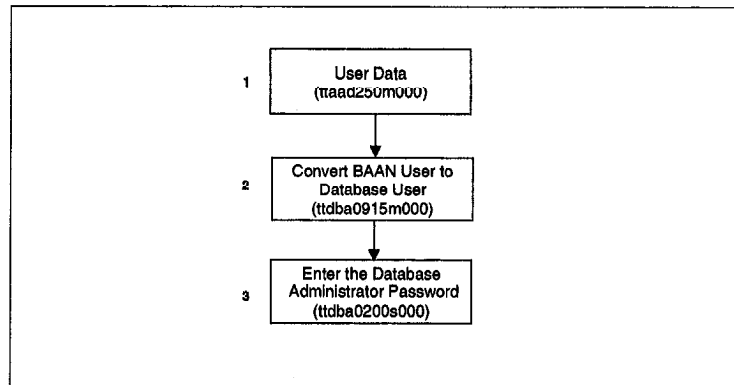


Figure 2, The recommended DBA procedure

Step 1 User Data (ttaad250m000)

This session is the best starting point for the DBA procedure. To start the conversion process, first select a BAAN user and then click the **Convert BAAN User to Database User** command on the **Specific** menu.

Step 2 Convert BAAN User to Database User (ttdba0915m000)

You can use this session to convert a single BAAN user to a database user. In other words, you will give the BAAN user database permissions.

In this session you can:

- Specify the database for which the BAAN user must have permissions
- Specify whether the database logon of the BAAN user must be identical to the system logon
- Specify the database user's database group

The conversion process is password protected.

Step 3 Enter Data Base Administrator password (ttdba0200s000)

This session is normally used by the database administrator, but can also be used by a user with database administrator permissions. Enter your name and password to start the process.

Note

If you want to convert a range of BAAN users to database users, you must start the **Convert BAAN User to Database User (ttdba0915m000)** session. To do this, select the **Run Program** option on the **File** menu on the menu browser.

2.2

The DBA maintenance procedure

You can use this procedure to give a BAAN user database permissions, or to change the parameters that are defined during the conversion process of the recommended DBA procedure. For example, you can change the database group password, or give the BAAN user permissions for additional database types. The database user's password can also be changed with this procedure.

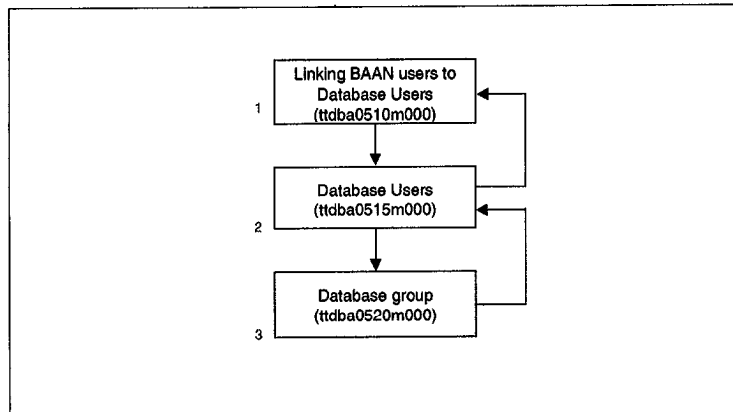


Figure 3, The DBA maintenance procedure

Step 1 Linking a BAAN User to a Database User (ttdba0510m000)

You can use this session and the related details session to give the BAAN user database permissions. The session creates a link between the BAAN user and a database user. Once the link is established the BAAN user will have database permissions for the specified database. This session can also be used to give the BAAN user database permissions in more than one database type.

Step 2 Database Users (ttdba0515m000)

You can use this session and the related details session, **Database Users (ttdba0515m000)**, to maintain or create database users. The database user can only be assigned to an existing database group. If the database group is not created during the installation of **BaanERP**, you must create the **database group** with the Database Groups (ttdba0520m000) session

If you use BaanERP to create the database user, you must select **Using BAAN** in the **Create Group** drop-down list box. The database user's status at this stage in the procedure is **Not yet created in RDBMS**.

You can also create database users with another database tool, which is supplied by the database vendor, instead of BaanERP. If you do so, you must select **Using other software** in the **Create User** drop-down list box.

If this notice does not appear in teal, this is not an authorized document. Please e-mail Baan at vmthukr@baan.com

This is necessary to let BaanERP know that the database user differs from the database users that are created by using BaanERP. The status of the database users will be **Unknown**.

Use the **Specific** menu to create the database users and to convert the database user file to the runtime data dictionary. The status of the database user, which is created with another database tool, will change to **Created in RDBMS**.

Step 3 Database Groups (ttdba0520m000)

You can use this session and the related details session to maintain or create database groups. A database group allows the database administrator to assign a specific set of permissions to multiple users. All members of a database group have the same privileges. A database user must belong to at least one database group. Before you can create a database user, you must create a database group. This is because the database user must be assigned to an existing database group.

If you use BaanERP to create the database group, make sure that you select **Using BAAN** in the **Create Group** drop-down list box. The database group's status at this stage in the procedure is **Not yet created in RDBMS**.

You can also create database groups in a database tool supplied by the database vendor, instead of BaanERP. If you do so, make sure that you select **Using other software** in the **Create Group** drop-down list box. This is necessary to let BaanERP know that the database group differs from the database groups that are created by using BaanERP. The status of the database group will be **Unknown**.

Use the **Specific** menu to create the database group and to convert the database group file to the run time data dictionary. The status of the database group, created with another database tool, will change to **Created in RDBMS**.

2.3

Other information related to the DBA maintenance procedure

The database groups and database users are normally created during the installation of BaanERP. If the installation was not completed successfully, or was only partially successful, you must use the following sessions to create the database group file and the database user file.

Transfer Database Group File to DBA Module (ttdba0521m000)

You can use this session to select a database for which a database group file must be created. The <RDBMS> _groups files will be uploaded in the DBA module in BaanERP from the <RDBMS> directory if you click the **Transfer** button in the details session. Existing objects in the database group file will not be overwritten, but can be displayed if you select the **Show duplicate Objects** check box. You can start this session through the **Specific** menu in the Database Groups (ttdba0520m000) session.

Transfer Users File to DBA Module (ttdba0511m000)

You can use this session to upload the <RDBMS>_users file in the DBA module in BaanERP. The procedure is the same as the procedure for the <RDBMS>_group file.


You can start this session through the **Specific** menu in the Linking a BAAN User to a Database User (ttdba0510m000) session.

2.4**Other sessions in DBA**

The DBA module offers the tools to edit the database table and index repository. You can use the **Edit Repository** command on the **Specific** menu in the Table and Index Repository (ttdba0540m000) session to start the text editor. You use the text editor to change the repository. For more information refer to the Technical Reference Manual of the database driver.

If this notice does not appear in teal, this is not an authorized document. Please e-mail Baan at vmuthukr@baan.com

If this notice does not appear in teal, this is not an authorized document. Please e-mail Baan at vmuthukr@baan.com



BAAN EDUCATION

AMERICAS 1-888-897-2700

EMBA 00800-22263582